



Beautiful Gardens
Set In Stone



Welcome To **Castacrete Limited**

We call upon over 50 years of expert experience to design, manufacture and import landscaping products suitable for all tastes and budgets. Whether it be a new driveway, patio, pathway or garden wall, we hope this brochure will give you inspiration and help on your way to creating the most beautiful landscaped space you have always dreamed of. Please visit our new website www.castacrete.co.uk for further information and Inspiration.



@Castacrete

Front Cover Image - Supplied by Greenbird Gardening Ltd
Grey Sandstone Six Side Sawn & Honed

This Image - Driveway Block Paving in Brindle



This Image - Supplied by Greenbird Gardening Ltd
Duomo Jura Grey Italian Porcelain 600mm x 900mm

Contents

Manufacturing Paving	06
Rutland Collection	08
Courtyard Paving Collection	12
Traditional Paving Collection	14
Premier Riven Paving Collection	16
Textured Paving Collection	18
Rutland & Courtyard Circles Collection	20
Block Paving Collection	22
Rumbled Block Collection	24
Driveway Block Paving Collection	28
Pencil Edge Block Paving Collection	32
Kerb Collection	36
Italian Porcelain Collection	38
Etna	40
Foresta	42
Ardesia	44
Castello	46
Colosseo	50
Calanca	54
Duomo	58
Cassetta	62
La Nuova Pietra Collection	66
Poseidon	68
Atelier	70
Valsusa	72
Natural Stone Collection	74
Sawn Six Sides & Honed Sandstone Collection	76
Contemporary Stone Collection	84
Plank Collection	86
Slate Collection	88
Granite Collection	90
Sawn Square Edge Sandstone & Limestone Collection	92
Tumbled Sandstone & Limestone	94
Thin Sandstone Paving Collection	98
Calibrated Sandstone & Limestone Paving Collection	100
Calibrated Sandstone & Limestone Circle Collection	108
Tumbled & Calibrated Setts	112
Sandstone and Limestone Setts	114
Sawn Edge Textured & Tumbled Collection	116
Granite Sawn & Flamed Block Paving Setts	118
Sandstone Walling Collection	120
Sandstone Tumbled Coping	122
Sandstone Bullnose Coping	124
Donegal Stone	126
Quartzite	128
Irish Blue Limestone	130
Jointex Easy	
Jointex Easy & Jointex easy Extra Fine	132
Decorative Aggregate And Features	136
Decorative Aggregates	138
Weathered Limestone Rock & Monoliths	140
Technical	
Laying Patterns	142
Guidance	146



Manufactured Paving Collection

Castacrete manufactured paving has been designed to accommodate a wide variety of tastes whilst making it affordable by all. Styles ranging from traditional through to contemporary, we are confident that we are able to suffice your requirements to create that tranquil and blissful outdoor space. The manufactured paving we offer comes in an array of different colours, sizes and shapes. We have many years of experience in the manufacturing field of decorative concrete products, which has enabled us to produce complementary accompaniments designed to fulfil your desired look.



Rutland Collection

The Rutland Paving Range has been designed to re-create the look of Natural Stone at an inexpensive price. The range is available in three colours as well as a choice of either single sized or pre-packed patio packs. The patio packs have been designed to take the hard work out of working out how much you will need to complete your project. It literally is a “patio in a pack”. The patio packs come in three different designed patterns. The multiple sizes in the Oakham, Ryhall and Ashwell pattern packs, create an attractive random layout which are easily linked together to extend to any size area.

Colour	Pre-Packed Pattern	m ² Covered	KG Per Pack
Autumn Gold Mellow Stone Winter Stone*	Oakham	7.2m ²	500
	Ryhall	6.08m ²	390
	Ashwell	6.08m ²	372
	Langham	9.72m ²	675
	Hambleton	9.0m ²	625

* Not available in Ryhall and Ashwell Pattern.



Autumn Gold



Mellow Stone



Winter Stone

Pack Specification

Oakham consists: 600mm x 600mm x 12, 600mm x 300mm x 16.

Ryhall consists: 600mm x 450mm x 15, 450mm x 300mm x 15.

Ashwell consists: 450mm x 450mm x 22, 450mm x 225mm x 16.

Langham consists: 600mm x 450mm x 16, 450mm x 450mm x 16, 450mm x 300mm x 16.

Hambleton consists: 600mm x 600mm x 13, 600mm x 300mm x 18, 300mm x 300mm x 12.

Autumn Gold - Autumn Gold is a multi-tone autumnal colour which has been achieved using a combination of dark grey and brown. It is more suited when aiming to achieve a warm traditional rustic look.

Mellow Stone - Mellow Stone is a multi-tone stone colour which has been achieved using a combination of buff and brown. It is ideally suited to creating the traditional Cotswold stone look.

Winter Stone - Winter Stone is a multi-tone stone colour which has been achieved using a combination of buff and black. It is ideally suited to creating a more traditional rustic look.



Mellow Stone

Autumn Gold

Rutland Collection Continued

A practical alternative to natural stone, Rutland paving is a high profile riven finished decorative concrete paving product. This versatile range available in six individual sizes:- 600mm x 600mm, 600mm x 300mm, 300mm x 300mm, 600mm x 450mm, 450mm x 450mm and 450mm x 300mm, can be used in an array of different ways, to create paths and patios of distinction, regardless of which look you are aiming to achieve whether it be contemporary, traditional or rustic, the versatility enables you to create it. The Rutland range has proven to be immensely popular. Rutland paving is available in three colours.

Colour	Pack/Size Info	KG Per Unit	Pieces Per Pack	KG Per Pack
Autumn Gold Mellow Stone Winter Stone	600mm x 600mm	23.6	33	779
	600mm x 450mm	17.5	33	578
	600mm x 300mm	11.8	66	779
	450mm x 450mm	12	72	864
	450mm x 300mm	8.7	66	574
	300mm x 300mm	5.9	132	779
	300mm x 300mm	5.9	132	779



Autumn Gold



Mellow Stone



Winter Stone

Autumn Gold - Autumn Gold is a multi-tone autumnal colour which has been achieved using a combination of dark grey and brown. It is more suited when aiming to achieve a warm traditional rustic look.
Mellow Stone - Mellow Stone is a multi-tone stone colour which has been achieved using a combination of buff and brown. It is ideally suited to creating the traditional Cotswold stone look.
Winter Stone - Winter Stone is a multi-tone stone colour which has been achieved using a combination of buff and black. It is ideally suited to creating a more traditional rustic look.



Old Grey



Grey Green

Courtyard Paving Collection

Courtyard Paving has been designed to give the appearance of the aged foot-worn flagstones that can be seen today in our city streets and courtyards. Its colour and texture, normally only created through hundreds of years of weathering, is now available to both amateur and professional garden designers. The worn stone effect is versatile enough to add atmosphere to the “old world” cottage garden or the more formal Victorian garden. Courtyard Paving is available in six sizes:- 600mm x 600mm, 600mm x 300mm, 600mm x 450mm, 450mm x 450mm, 450mm x 300mm and 300mm x 300mm. With the addition of pre-packed circles available in two diameters, 1.8m and 2.56m, your patio can be even more eye catching. The Old Grey grey/green colour has been designed especially to suit the Courtyard Range.

Colour	Pack/Size Info	KG Per Unit	Pieces Per Pack	KG Per Pack
Old Grey Grey Green	600mm x 600mm	23.6	33	779
	600mm x 450mm	17.5	33	578
	600mm x 300mm	11.8	66	779
	450mm x 450mm	12	72	864
	450mm x 300mm	8.7	66	574
	300mm x 300mm	5.9	132	779
	Oakham Pattern	7.2m ²		500
	Hambleton	9.0m ²		625



Old Grey



Grey Green

Specification

Oakham consists: 600mm x 600mm x 12, 600mm x 300mm x 16.

Hambleton consists: 600mm x 600mm x 13, 600mm x 300mm x 18, 300mm x 300mm x 12.

Old Grey - Old Grey colour is a traditional grey colour that lends itself to the more traditional period property. Due to its versatility it can be used inside or out.

Grey Green - Grey Green colour is a traditional buff green colour that lends itself to the more traditional period property. Due to its versatility it can be used inside or out.



Traditional Paving Collection

Traditional paving is available in two solid colours:- Stone and Weathered Grey. Having a simulated stone finish that re-produces the attractive appearance of natural stone with a slightly riven face, this product is predominately used to create the more traditional period look but at a fraction of the cost.

Colour	Pack/Size Info	KG Per Unit	Pieces Per Pack	KG Per Pack
Stone, Weathered Grey	600mm x 450mm	17.5	33	578
	450mm x 450mm	12	72	864
	450mm x 300mm	8.5	66	561
	300mm x 300mm	5.9	132	779



Stone



Weathered Grey

Stone - Traditional Stone resembles the natural look of Cotswold Stone. This muted buff colour lends itself to the creation of a look that you may only expect to see in the picturesque Cotswolds district.

Weathered Grey - Weathered grey has been created to resemble the look of old flag stones of years gone by. You cannot fail to re-create a more traditional period look inside or out.



Premier Riven Paving Collection

Premier Riven Paving lends itself to any landscape project. It has a superior riven texture, muted in colour and has virtually straight sides, which enables you to create a more contemporary look by placing them with minimal joints, or the more traditional paved look by making the joints wider. The more muted colours available in the premier riven available in three colours:- Natural, Stone and Dark Grey.

Colour	Pack/Size Info	KG Per Unit	Pieces Per Pack	KG Per Pack
Natural Stone Dark Grey	600mm x 600mm	23.6	33	779
	600mm x 300mm	11.8	66	779
	450mm x 450mm	12	76	912



Natural



Stone



Dark Grey

Natural - Natural is solid muted light grey colour
Stone - Stone is a solid yellow colour. Generally used if your aim is to achieve the Cotswold stone look.
Dark Grey - Dark Grey is a solid muted dark grey colour. People generally liken this colour to charcoal.



Dark Grey

Textured Paving Collection

Castacrete’s textured paving is an alternative to the popular riven finished paving. The process to manufacturing textured paving results in a shot blasted surface exposing the limestone aggregate within the product. This process also adds a durable slip resistant feature.

A clean, crisp contemporary look can be achieved using textured paving adding the ever popular stylish modern feel. With having straight sides, this enables you to place the slab side by side without any joints if the contemporary look is being achieved. If a more traditional look is required, then simply add a slight space between each slab, which will accommodate and require finishing off with a jointing product of your choice. The textured paving is available in three sizes and four modern colours:-

Colour	Pack/Size Info	KG Per Unit	Pieces Per Pack	KG Per Pack
Natural Dark Grey Red* Yellow	600mm x 600mm	28	33	924
	600mm x 300mm	14	66	924
	450mm x 450mm	14	68	952
	300mm x 300mm	7	132	924
	Oakham Pattern 7.2m ²		28	560

* Not available in 300mm x 300mm or Oakham Pattern



Natural



Dark Grey



Red



Yellow

Natural - This is light grey in colour with the speckled look of exposed aggregate.
Dark Grey - This is dark grey in colour with the speckled look of exposed aggregate.
Red - This is pale red in colour with the speckled look of exposed aggregate.
Yellow - This is a muted yellow/buff colour with the speckled look of exposed aggregate.



Rutland & Courtyard Circles

Collection

Castacrete's circle range has been designed to compliment and accompany the paving ranges that are available, as well as being able to be used on their own.

Circles

Colour	Pack/Size Info	Diameter	KG Per Pack
Autumn Gold Mellow Stone Courtyard Old Grey	3 Ring Circle	2.56m	370
	2 Ring Circle	1.8m	185

Squaring off Kit

Colour	Pack/Size Info	Diameter	KG Per Pack
Autumn Gold Mellow Stone Courtyard Old Grey	2 Ring Circle	1.8m	52
	3 Ring Circle	2.56m	304



Autumn Gold



Mellow Stone



Old Grey



Block Paving Collection

Driveways have traditionally been a statement about your home, albeit because it is the first impression you give to the outside world. Over the years, as with most things, styles and trends have changed. Despite the continuous cycles of change regarding tastes in driveway landscaping, there is a legacy towards concrete block paving that has been passed down from generation to generation. Concrete Block Paving is both practical and affordable to all, and can produce the look that you are aiming to achieve, whether it is traditional or contemporary. Castacrete have been manufacturing driveway blocks for many years, and with time comes experience and knowledge. Our ever increasing knowledge has enabled us and continues to enable us to produce a competitive range of blocks, in an assortment of styles, colours and sizes.



Rumbled Block Paving

Rumbled Paving Setts have been developed to enable a look that can only be described as authentic and quaint. Its rumbled and worn characteristics, cannot fail to re-create the cobbled streets image of years gone by. Available in 8 colours and three sizes, developed with affordability in mind. The versatility of the Rumbled Paving Setts is unquestionable. Regardless of whether you are aiming to achieve the charming country cottage look or the classy yet contemporary vision, these blocks are guaranteed to produce an attractive and captivating finish to any landscaped project.

Colour	Pack/Size Info	Pieces per Pack	m ² Covered
Autumn Gold Brindle Charcoal Mellow Stone	Mixed Size Pack		10.45m ²
	Single sized Pack (available on request)	240mm x 160mm x 50mm Approx 272 Blocks	10.44m ²
	Single sized Pack (available on request)	160mm x 160mm x 50mm Approx 408 Blocks	10.44m ²
	Single sized Pack (available on request)	120mm x 160mm x 50mm Approx 548 Blocks	10.52m ²



Autumn Gold



Brindle



Charcoal



Mellow Stone

Pack Specification

Mixed Size Pack; 10.45m² comprising: 240mm x 160mm x 116, 160mm x 160mm x 132, 120mm x 160mm x 136.
Pack size will always be 10.45m² but individual quantities may differ.

- Autumn Gold** - Autumn Gold is a multi-tone colour block that has been created using a selection of warm autumnal colours. Autumn gold is ideally suited for all projects whether it be traditional or modern. Being a multi-tone colour, it also lends itself to being mixed with other colour blocks to create an array of patterns.
- Brindle** - Brindle is a two tone colour block that has been created using a mixture of red and charcoal. Brindle is and has always been a very popular colour due to the endless possibilities when configuring a pattern.
- Charcoal** - Charcoal is a single dark grey colour block. It is predominantly used to add a border to a project but is not limited for this use only. Charcoal can be used to create a clean contemporary look when used solely on its own.
- Mellow Stone** - Mellow Stone is a multi-tone colour block that has been created using a muted yellow and red colour. It is ideally suited for a traditional look but this does not restrict it from being able to create a contemporary look.



Burnt Willow

Rumbled Block Paving Continued

Colour	Pack/Size Info	Pieces per Pack	m ² Covered
Autumn Mix Burnt Willow Bracken Ash	Mixed Size Pack		10.45m ²
	Single sized Pack (available on request)	240mm x 160mm x 50mm Approx 272 Blocks	10.44m ²
	Single sized Pack (available on request)	160mm x 160mm x 50mm Approx 408 Blocks	10.44m ²
	Single sized Pack (available on request)	120mm x 160mm x 50mm Approx 548 Blocks	10.52m ²



Autumn Mix



Burnt Willow



Bracken



Ash

Pack Specification

Mixed Size Pack; 10.45m² comprising: 240mm x 160mm x 116, 160mm x 160mm x 132,
120mm x 160mm x 136
Pack size will always be 10.45m² but individual quantities may differ.

Autumn Mix - Autumn mix is a multi-tone colour block that has been created using a selection of warm autumnal colours. Autumn mix is ideally suited for all projects whether it be traditional or modern. Being a multi-tone colour, it also lends itself to being mixed with other colour blocks to create an array of patterns

Burnt Willow - Burnt Willow is a multi-tone colour block. It is light grey and buff in colour and can be used to create a contemporary modern look when used on its own, or a more rustic look if mixed with other colours.

Bracken - Bracken is a multi-tone colour block. It is mixture of light a medium tone browns. It is suited to the more traditional and rustic projects, and is complimented well if mixed with other colours.

Ash - Ash is a solid colour block. It is light grey in colour and can be used to create a contemporary modern look when used on its own, or a more rustic look if mixed with other colours.



Driveway Block Paving

This simple format block offers a classic rectangular driveway paver which is both practical and stylish. The block lends itself to unlimited possibilities. Whether it be a driveway, pathway or patio, with the versatility of the block, you are guaranteed to achieve the look you are looking for. With a choice of 7 colours, including two multi-coloured blocks, they are undoubtedly suitable for any environment.

Colour	Pack/Size Info	Pieces per Pack	m ² Covered
Autumn Mix Brindle Charcoal Red	200mm x 100mm x 50mm	488	9.76m ²



Autumn Mix



Brindle



Charcoal



Red

Autumn Mix - Autumn mix is a multi-tone colour block that has been created using a selection of warm autumnal colours. Autumn mix is ideally suited for all projects whether it be traditional or modern. Being a multi-tone colour, it also lends itself to being mixed with other colour blocks to create an array of patterns.

Brindle - Brindle is a two tone colour block that has been created using a mixture of red and charcoal. Brindle is and has always been a very popular colour due to the endless possibilities when configuring a pattern.

Charcoal - Charcoal is a solid dark grey colour block. It is predominantly used to add a border to a project but is not limited for this use only. Charcoal can be used to create a clean contemporary look when used solely on its own.

Red - Red is a solid colour block. It is slightly lighter than brick red in colour and can be used to create a rustic traditional look when used either on its own or mixed with other colours.



Bracken

Driveway Block Paving Continued

Colour	Pack/Size Info	Pieces per Pack	m ² Covered
Buff Bracken Natural	200mm x 100mm x 50mm	488	9.76m ²



Buff



Bracken



Natural

Buff - Buff is a solid colour block. It is light beige/yellow in colour and can be used to create a contemporary modern look. If used in conjunction with another colour, you will be able to achieve a more traditional result.

Bracken - Bracken is a multi-tone colour block. It is mixture of light a medium tone browns. It is suited to the more traditional and rustic projects, and is complimented well if mixed with other colours.

Natural - Natural is a solid colour block. It is light grey in colour and can be used to create a contemporary modern look when used on its own, or a more rustic look if mixed with other colours.



Burnt Willow

Pencil Edge Block Paving

With the Pencil Edge Collection, whether you aim to achieve a contemporary or traditional finish, you will not be disappointed. This smooth finish, stylish block has been developed to enable either, with the added bonus of affordability. Available in 8 colours and three sizes, the versatility is limitless.

Colour	Pack/Size Info	Pieces per Pack	m ² Covered
Autumn Gold Brindle Charcoal Mellow Stone	Mixed Size Pack		11.52m ²
	Single sized Pack	240mm x 160mm x 50mm Approx 300 Blocks	11.52m ²
	Single sized Pack (available on request)	160mm x 160mm x 50mm Approx 420 Blocks	10.75m ²
	Single sized Pack (available on request)	120mm x 160mm x 50mm Approx 540 Blocks	10.36m ²



Autumn Gold



Brindle



Charcoal



Mellow Stone

Pack Specification

Mixed Size Pack; 11.52m² comprising: 240mm x 160mm x 132 of, 160mm x 160mm x 144, 120mm x 160mm x 144.
Pack size will always be 11.52m² but individual quantities may differ.

- Autumn Gold** - Autumn Gold is a multi-tone colour block that has been created using a selection of warm autumnal colours. Autumn gold is ideally suited for all projects whether it be traditional or modern. Being a multi-tone colour, it also lends itself to being mixed with other colour blocks to create an array of patterns.
- Brindle** - Brindle is a two tone colour block that has been created using a mixture of red and charcoal. Brindle is and has always been a very popular colour due to the endless possibilities when configuring a pattern.
- Charcoal** - Charcoal is a solid dark grey colour block. It is predominantly used to add a border to a project but is not limited for this use only. Charcoal can be used to create a clean contemporary look when used solely on its own.
- Mellow Stone** - Mellow Stone is a multi-tone colour block that has been created using a muted yellow and red colour. It is ideally suited for a traditional look but this does not restrict it from being able to create a contemporary look.



Autumn Mix

Pencil Edge Block Paving Continued

Colour	Pack/Size Info	Pieces per Pack	m ² Covered
Autumn Mix Burnt Willow Bracken Ash	Mixed Size Pack		11.52m ²
	Single sized Pack	240mm x 160mm x 50mm Approx 300 Blocks	11.52m ²
	Single sized Pack (available on request)	160mm x 160mm x 50mm Approx 420 Blocks	10.75m ²
	Single sized Pack (available on request)	120mm x 160mm x 50mm Approx 540 Blocks	10.36m ²



Autumn Mix



Burnt Willow



Bracken



Ash

Pack Specification

Mixed Size Pack; 11.52m² comprising: 240mm x 160mm x 132, 160mm x 160mm x 144,
120mm x 160mm x 144.
Pack size will always be 11.52m² but individual quantities may differ.

- Autumn Mix** - Autumn mix is a multi-tone colour block that has been created using a selection of warm autumnal colours. Autumn mix is ideally suited for all projects whether it be traditional or modern. Being a multi-tone colour, it also lends itself to being mixed with other colour blocks to create an array of patterns.
- Burnt Willow** - Burnt Willow is a multi-tone colour block. It is light grey and buff in colour and can be used to create a contemporary modern look when used on its own, or a more rustic look if mixed with other colours.
- Bracken** - Bracken is a multi-tone colour block. It is mixture of light a medium tone browns. It is suited to the more traditional and rustic projects, and is complimented well if mixed with other colours.
- Ash** - Ash is a solid colour block. It is light grey in colour and can be used to create a contemporary modern look when used on its own, or a more rustic look if mixed with other colours.



Kerbs

Collection

Castacrete kerbs have been developed to accompany and enhance our three block paving ranges, although they can be utilised outside of this parameter. Available in two sizes (Kerb Large:- KL and Kerb Small:- KS) and dual purpose (half battered and bullnose), as well as being available in either un-rumbled or rumbled finishes.

Driveway Kerbs

Finish	Colour	Code	Size	Per Linear Metre	KG Per Pack	Pieces per Pack
Driveway Kerbs	Brindle Charcoal	KL	200x100x140mm	10	1248	240
		KS	140x100x140mm	10	1278	336
Rumbled Kerbs	Brindle Charcoal	KL	200x100x140mm	10	1025	192
		KS	140x100x140mm	10	1095	288

Driveway Kerbs



Charcoal



Brindle

Rumbled Kerbs

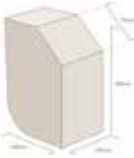


Charcoal



Brindle

KL Kerbs



KL Kerb Chamfer



KL Kerb Bullnose



KL Kerb Internal Chamfer Corner



KL Kerb Internal Bullnose Corner

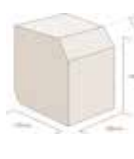


KL Kerb External Chamfer Corner



KL Kerb External Bullnose Corner

KS Kerbs



KS Kerb Chamfer



KS Kerb Bullnose



KS Kerb Internal Chamfer Corner



KS Kerb Internal Bullnose Corner



KS Kerb External Chamfer Corner



KS Kerb External Bullnose Corner



Italian Porcelain Collection

L'Altra Pietra Collection

Castacrete are delighted to offer L'Altra Pietra.

Italian Porcelain is becoming increasingly popular, due to its ability to achieve opulence in its greatest form. The porcelain incorporates natural properties that cannot help but deliver the look of luxury and splendour, regardless of the environment.

The versatility of the porcelain means it has the capabilities to create indoor or outdoor spaces of splendour which can be savoured all year round.

'The Other Stone' is hard-wearing, easy to keep clean and easy to maintain through all seasons. As a result of having practically zero water penetrability, this in turn gives it a reduced susceptibility to mould, moss, algae and salt, as well as making it frost proof.



Dark Grey



Light Grey



Moka

Etna Collection

New to Castacrete for 2018 is the Etna Range of Italian Porcelain. The Etna Range has been carefully selected for its durability, serviceability in conjunction with its charming natural characteristics. With its natural looking Stone effect properties and selection of colours, whether it be a traditional or contemporary look you are aiming for, there is no doubt that you will be enchanted by the result. Available in one size and three complimentary colour combinations this range will undoubtedly generate praise and admiration.

Colour	Pack/Size Info	m ² Covered	KG Per Pack	Pieces Per Pack
Etna Dark Grey Etna Light Grey Etna Moka	800mm x 400mm x 20mm	17.28m ²	1000	54



Dark Grey



Light Grey



Moka

Specification

Face: R11 Non-Slip Edges: Sawn Thickness: 20mm Bespoke Sizes Available on Request

Etna Dark Grey - The Dark Grey colour combination is a blend of mid grey with a natural darker grey veining throughout.
Etna Light Grey - The Light Grey colour combination is a blend of pale grey with a natural mid grey veining throughout.
Etna Moka - The Moka colour combination is a blend of mid brown with natural darker brown veining throughout.



Scurio



Chiaro



Grigio

Foresta Collection

New to Castacrete for 2018 is the Foresta Range of Italian Porcelain. The Foresta Range has been carefully selected for its sustainability, functionality and above all else its captivating features. The composition of the Foresta Range with its natural looking woodgrain effect surface and combination of colours, this product cannot fail to re-create the more traditional rustic yet contemporary aged timber flooring effect that is becoming increasingly popular. Available in one size and three complimentary colours the characteristics of this collection is guaranteed to mesmerize.

Colour	Pack/Size Info	m ² Covered	KG Per Pack	Pieces Per Pack
Foresta Scurio Foresta Chiaro Foresta Grigio	800mm x 400mm x 20mm	17.28m ²	1000	54



Scurio



Chiaro



Grigio

Specification

Face: R11 Non-Slip Edges: Sawn Thickness: 20mm Bespoke Sizes Available on Request

Foresta Scurio - The Scurio colour combination is a blend of mid brown with a natural darker brown/grey veining throughout.

Foresta Chiaro - The Chiaro colour combination is a blend of creamy beige with a natural darker brown veining throughout.

Foresta Grigio - The Grigio colour combination is a blend of pale grey/brown with a natural darker grey/brown veining throughout.



Ardesia Black

Ardesia Grey

Ardesia Collection

Ardesia, has been inspired by the classic antiquity of ancient Italy and created from natural slate. It can be used whether you are creating a traditional rustic feature or a clean crisp contemporary look. It provides a smooth riven finish with slight anti-slip properties. Available in two colours and one size.

Colour	Pack/Size Info	m ² Covered	KG Per Pack	Pieces Per Pack
Ardesia Black Ardesia Grey	600mm x 600mm	23.04m ²	1050	64



Black



Grey

Specification

Face: R11 Non-Slip Edges: Sawn Thickness: 20mm Bespoke Sizes Available on Request

Ardesia Black - Predominantly dark anthracite grey overtones with a paler undertone of lighter grey.
Ardesia Grey - Predominantly light grey overtones with a paler undertone of silver grey.



Castello Beige

Castello Collection

Castello, was inspired by the elegance and grace of ancient Italy tumbled stone, adding an image of classical antiquity. Castello can be used whether you are creating a traditional rustic feature or a clean crisp contemporary look. It provides a smooth riven finish with slight anti-slip properties. It is available in three naturalistic complimentary colours.

Colour	Pack/Size Info	m ² Covered	KG Per Pack	Pieces Per Pack
Castello Beige Castello Grey Castello Anthracite	600mm x 600mm	23.04m ²	1050	64



Beige



Grey



Anthracite

Specification

Face: R11 Non-Slip Edges: Sawn Thickness: 20mm Bespoke Sizes Available on Request

- Castello Beige** - Slightly textured muted beige.
- Castello Grey** - Slightly textured pale grey.
- Castello Anthracite** - Slightly textured anthracite dark grey.



Castello Grey



Castello Anthracite



Colosseo Gialla

Colosseo Collection

The Colosseo range exudes opulence and excellence. It has a classic yet contemporary feel. Its versatility has no limits. Available in three contemporary colours. The natural slight textured face creates the ability to provide a non-slip property to the collection.

Colour	Pack/Size Info	m ² Covered	KG Per Pack	Pieces Per Pack
Colosseo Grigioni Colosseo Marrone Colosseo Gialla	600mm x 600mm	21.60m ²	1000	60



Grigioni



Marrone




Gialla

Specification

Face: R11 Non-Slip Textured Edges: Sawn Thickness: 20mm Bespoke Sizes Available on Request

- Colosseo Grigioni** - Predominantly dark grey with light grey veining on the surface.
- Colosseo Marrone** - A shade of mid brown with a subtle veining visible on the surface.
- Colosseo Gialla** - A soft beige with a darker shade veining visible on the surface.



Colosseo Marrone



Colosseo Grigioni



Calanca Light

Calanca Plank Collection

Calanca has been inspired by the original stone found in the Swiss region of Calanca. Available in plank form makes it versatile and adaptable to any project. It is available in three colours with a size of 1200mm x 400mm to each plank. With a slightly textured surface, this gives the collection natural non-slip properties. The elongated look to the Calanca Plank range makes for an ultra-stylish, seamless modern choice for a project, inside or out or even both.

Colour	Pack/Size Info	m ² Covered	KG Per Pack	Pieces Per Pack
Calanca Dark Calanca Light Calanca Beige Calanca Holz Grigio	1200mm x 400mm	23.04m ²	1000	48



Dark



Light



Beige



Holz Grigio

Specification

Face: R11 Non- Slip extured Edges: Sawn Thickness: 20mm Bespoke Sizes Available on Request

Calanca Dark - Mid to dark grey.

Calanca Light - Very light grey.

Calanca Beige - Muted beige in colour.

Holz Grigio - Rustic weathered grey.



Calanca Dark



Calanca Beige

Calanca Holz Grigio



Duomo Mint

Duomo Collection

With its smooth finish and a slight granular texture to the surface, giving it a natural non-slip property, this range of exquisite porcelain lends itself to the contemporary or traditional market with the added bonus of safety in mind. Available in three different colours and one size the potential when creating your vision is limitless.

Colour	Pack/Size Info	m ² Covered	KG Per Pack	Pieces Per Pack
Duomo Mint Duomo Jura Grey Duomo Jura Beige	600mm x 900mm	25.92m ²	1125	48



Mint



Grey



Beige

Specification

Face: R11 Non- Slip Edges: Sawn Thickness: 20mm Bespoke Sizes Available on Request

Duomo Mint - With a slight honey colour undertones and pale beige overtones.
Duomo Jura Grey - With a slight grey colour undertones and pale beige overtones.
Duomo Jura Beige - With a slight sand colour undertones and beige overtones.



Duomo Grey



Duomo Beige



Cassetta

Timber Plank Collection

This range of Italian Porcelain has been designed to re-create the subtle timber plank look whilst incorporating opulence and unquestionable quality. Available in four different colours and one size. Whether you are looking to produce a contemporary, traditional or rustic finish, this can be achieved by using the colours individually or collectively. Available in 20mm thickness for external projects and 10mm thickness for in internal projects

Colour	Pack/Size Info	m ² Covered	KG Per Pack	Pieces Per Pack
Cassetta Brown	1200mm x 300mm x20mm	11.52m ²	555	32
Cassetta Grey	1200mm x 200mm x10mm	28.8m ²	635	120
Cassetta Greige				
Cassetta Grove				



Cassetta Brown



Cassetta Grey



Cassetta Greige



Cassetta Grove

Specification

Face: R9 (10mm), R11 (20mm) Non-Slip Edges: Sawn Thickness: 10mm & 20mm Bespoke Sizes Available on Request

Cassetta Brown - A dark brown tone simulating a worn wooden rustic guise.


Cassetta Grey - A dark anthracite grey tone, creating a clean, crisp contemporary look.

Cassetta Greige - A darker brown tone with silver grey undertones, recreating a traditional appearance.

Cassetta Grove - A mid-tone brown with mid tone grey undertones, recreating a rustic feel.



Cassetta Grey



Cassetta Greige



Cassetta Grove



La Nuova Pietra Collection

La Nuova Pietra is a brand new range introduced by Castacrete for 2018.

Comprising of three irresistible and specially selected complimentary collections, Poseidon, Atelier and Valsusa, originating and imported from the southern regions of ancient Italy.

Owing to the organic and rustic charm of this selection, whether you chose to mix and match the collections or not, you are assured to create an opulent and captivating space.

Their versatility enables them to be utilized indoor or outdoor and as flooring or walling, creating a seamless floor to ceiling vision of pure luxury or “bellissimo” in Italian.



Poseidon Collection

Poseidon, has been inspired by the classic antiquity of ancient Italy. It can be used whether you are creating a traditional rustic look or a clean crisp contemporary space. It provides a smooth yet slightly textured finish. Available in four complimentary sizes and four traditional colours.

Colour	Pack/Size Info	m ² Covered	KG Per Pack	Pieces Per Pack
Black Smoke Greige Beige	600mm x 600mm x 20mm	23.04m ²	1050	64
	600mm x 300mm x 10mm	50.40m ²	1050	280
	802mm x 802mm x 10mm	46.44m ²	1000	72
	300mm x 300mm (Mosaic)	1m ²	17.8	11



Black

Beige

Smoke

Greige



Black
Mosaic

Beige
Mosaic

Smoke
Mosaic

Greige
Mosaic

Specification

Face: Face: R9 (10mm), R11 (20mm) Non-Slip Edges: Sawn Thickness: 10mm & 20mm Bespoke Sizes Available on Request

- Black** - Black is very dark grey in colour with natural lighter grey natural flecks throughout.
- Beige** - Beige is mid-beige in colour with lighter cream natural flecks throughout.
- Smoke** - Smoke is mid-grey in colour with natural lighter grey natural flecks throughout.
- Greige** - Greige is a mid-tone smoke in colour with lighter beige natural flecks throughout.



Atelier Collection

The Atelier range exudes opulence and excellence. It has a rustic yet contemporary feel. Its versatility has no limits. Available in five sizes and three contemporary colours. The natural slight textured face creates the ability to provide a non-slip property to the collection.

Colour	Pack/Size Info	m ² Covered	KG Per Pack	Pieces Per Pack
Fumo Grigio Bianco	600mm x 600mm x 20mm	23.04m ²	1050	64
	604mm x 300mm x 10mm	50.8m ²	1000	280
	600mm x 600mm x 10mm	46.08m ²	1050	128
	300mm x 300mm (Mosaic)	43.2m ²	950	240
	Muretto Clad 200mm x 604mm	58.08m ²	950	480



Grigio



Fumo



Bianco



Grigio
Mosaic



Fumo
Mosaic



Bianco
Mosaic



Grigio
Muerto



Fumo
Muerto



Bianco
Muerto

Specification

Face: Face: R9 (10mm), R11 (20mm) Non-Slip Edges: Sawn Thickness: 10mm & 20mm Bespoke Sizes Available on Request

Grigio - Grigio is mid-grey in colour with a natural lighter grey colour textured surface throughout.

Fumo - Fumo is dark-grey in colour with a natural lighter grey colour textured surface throughout.

Bianco - Bianco is very light grey/beige in colour with a natural lighter colour textured surface throughout.



Grigio



Fumo



Beige

Valsusa Collection

With its smooth finish and a slight granular texture to the surface, giving it a natural non-slip property, this range of exquisite porcelain lends itself to the contemporary or traditional market with the added bonus of safety in mind. Available in three different colours and one size the potential when creating your vision is limitless.

Colour	Pack/Size Info	m ² Covered	KG Per Pack	Pieces Per Pack
Grigio Fumo Beige	800mm x 400mm x 20mm	15.36m ²	850	48



Grigio



Fumo



Beige

Specification

Face: R11 Non-Slip Edges: Sawn Thickness: 20mm Bespoke Sizes Available on Request

- Grigio** - Grigio has a mid-grey undertone with lighter grey granular texture throughout.
- Fumo** - Fumo has a dark brown undertone with a lighter brown granular texture throughout.
- Beige** - Beige has a mid-beige undertone with a lighter cream granular texture throughout.



Natural Stone Collection

Castacrete pride themselves on the extensive knowledge and experience cultivated over time in the business of importing Natural Stone from both India and China. Our ever increasing supplier database has enabled us to be able to offer an extensive range of Natural Stone for both indoor and outdoor use as well as offering an assortment of styles, colours and more importantly affordability for all markets. As a family orientated group, we are passionate about maintaining sustainable ethical practices with our suppliers abroad. This improves the lives and working conditions of our suppliers and their co-workers.



Mint Sawn



Buff Brown Sawn (Wet)




Ivory Cream

Sawn Six Sides & Honed Sandstone Collection

Castacrete supply this stylish and contemporary finish in nine unique colours. All products are sawn six sides, honed face and bevelled edged to give a modern clean look that lends itself to both contemporary and traditional projects. The properties of this collection enable it to be installed internally as well as externally.

Colour	Pack/Size Info	m ² Covered	KG Per Pack	Pieces Per Pack
Mint	Patio Pack	14.85m ²	1000	48
Buff Brown	900mm x 600mm	22.68m ²	1000	42
Ivory Cream	600mm x 600mm	15.12 m ²	650	42

*Ivory cream not available in 600mm x 600mm



Mint Buff Brown Ivory Cream

Specification

Face: Sawn, Honed and bevelled Edges: Sawn and bevelled Thickness: 20mm Calibrated
14.85m² Patio Pack consists: 900mm x 600mm x 13, 600mm x 600mm x 13, 600mm x 295mm x 13, 295mm x 295mm x 9.

Bespoke sizes and accessories available on request.
Coverage shown is obtained when laid with minimal joints

Mint - Also referred to as Fossil Mint. With its light beige and pastel tone properties, it adds a look of clean and crisp distinction. The smooth polished surface and veining of a multitude of colours along with the natural and random fossil particles running throughout adds finesse and antiquity to the already flawless character.
Buff Brown - This colour is becoming ever more popular with its multi toned look. With the assortment of natural shades of plum, red, brown, buff and yellow it gives you the freedom to create an enviable eye-catching masterpiece whether it traditional or contemporary.
Ivory Cream - An undertone of light grey/beige with a natural and informal honey shade veining throughout



Rainbow

Teakwood

Sawn Six Sides & Honed Sandstone Continued

Colour	Pack/Size Info	m ² Covered	KG Per Pack	Pieces Per Pack
Rainbow Teakwood	Patio Pack	14.85m ²	1000	48
	900mm x 600mm	22.68m ²	1000	42
	600mm x 600mm	15.12 m ²	650	42



Rainbow

Teakwood

Specification

Face: Sawn, Honed and bevelled Edges: Sawn and bevelled Thickness: 20mm Calibrated
14.85m² Patio Pack consists: 900mm x 600mm x 13,600mm x 600mm x 13,600mm x 295mm x 13,
295mm x 295mm x 9.

Bespoke sizes and accessories available on request.
Coverage shown is obtained when laid with minimal joints

Rainbow - The opulence of this colour creates a warm and inviting ambience with its tones of red brown and buff with the addition of natural quartzite particles to the surface that glimmer in the sun. Whether you are aiming for the more traditional look of a contemporary design, this colour is perfect for either.

Teakwood - The colour is in the name. With its base tone of muted yellows and buff and its addition of red and brown veining throughout, it cannot fail to deliver a striking impact with the resemblance of teakwood. It also has the versatility to be utilised for a traditional or contemporary finish.



Grey

Raj (Wet)



Two-Tone (Wet)

Sawn Six Sides & Honed Sandstone Continued

Colour	Pack/Size Info	m ² Covered	KG Per Pack	Pieces Per Pack
Grey Raj Two-Tone	Patio Pack	11.52m ²	600	54
	Patio Pack	14.85m ²	1000	48
	900mm x 600mm	22.68m ²	1000	42
	600mm x 600mm	15.12m ²	650	42

* Grey and Raj not available in 600mm x 600mm.



Grey

Raj

Two-Tone

Specification

Face: Sawn, Honed and bevelled Edges: Sawn and bevelled Thickness: 20mm Calibrated
14.85m² Patio Pack consists: 900mm x 600mm x 13,600mm x 600mm x 13,600mm x 295mm x 13,
295mm x 295mm x 9.
Bespoke sizes and accessories available on request.
Coverage shown is obtained when laid with minimal joints

Grey - Also known as Khandla grey, it is a solid muted grey shade. It lends itself to the more modern and contemporary look although cannot be dismissed for the more traditional rustic project.
Raj - Also known as Raj Green it displays tones of warm muted grey, green, brown and plum.
Two-Tone - With the combination of buff and grey tones with the addition of natural markings throughout, this colour is flawlessly ideal for creating a clean and crisp contemporary design.



Sagar Black

Mint Shotblasted

Sawn Six Sides & Honed Sandstone Continued

Colour	Pack/Size Info	m ² Covered	KG Per Pack	Pieces Per Pack
Sagar Black	900mm x 600mm	22.68m ²	1000	42
	Patio Pack	14.85m ²	1000	48
Mint Shotblasted	900mm x 600mm	22.68m ²	1000	42
	Patio Pack	11.52m ²	600	54



Sagar Black

Mint Shotblasted

Specification

Face: Sawn, Honed and bevelled Edges: Sawn and bevelled Thickness: 20mm Calibrated
11.52m² Patio Pack consists: 600mm x 600mm x 16, 600mm x 300mm x 26, 300mm x 300mm x 12.
14.85m² Patio Pack consists: 900mm x 600mm x 13,600mm x 600mm x 13,600mm x 295mm x 13,
295mm x 295mm x 9.
Bespoke sizes and accessories available on request.
Coverage shown is obtained when laid with minimal joints

Sagar Black - Predominantly a charcoal tone with a natural addition of ochre yellow throughout, this shade is befitting of York-stone. Traditional, Rustic or contemporary styles can be achieved.
Mint Shotblasted - The muted buttermilk, gold and beige tones in addition to the mottled shot blasted finish, have made this a unique and exquisite addition to the natural sandstone product range. A perfect choice if you are re-creating a clean and crisp contemporary vision.



Eta Gold Sandstone Sawn & Tumbled(Wet)



Blue Limestone Sawn and Textured



Steel Grey Slate Brushed

Contemporary Stone Collection

Using these three superb Sawn Edge Natural Stones colours in this collection, can only result in an opulent and luxurious contemporary look whether in a traditional or ultra-modern setting. It has a slightly textured surface. The four size patio pack will give a fresh, clean, defined lined pattern which can be installed externally, internally or both.

Colour	Pack/Size Info	m ² Covered	KG Per Pack	Pieces Per Pack
Eta Gold Sandstone Steel Grey Slate Brushed Blue Limestone Sawn & Textured	Patio Pack	11.25m ²	650	40



Eta Gold Sandstone
Sawn and Tumbled

Steel Grey Slate
Brushed

Blue Limestone Sawn
and Textured

Specification

Edges: Sawn and tumbled Thickness: 20mm
Patio Pack; 11.25m² comprising: 775mm x 450mm x 10, 675mm x 450mm x 10, 575mm x 450mm x 10, 475mm x 450mm x 10.
Bespoke sizes and accessories available on request.
Coverage shown is obtained when laid with minimal joints

Eta Gold Sandstone Sawn and Tumbled - With its natural muted yellow tones, this is an alternative to the ever popular Cotswold Stone. It has a slightly textured surface. The four size patio pack will give a fresh, clean, defined lined pattern which can be installed both externally or internally or both.
Steel Grey Slate Brushed - Resembling the traditional old flagstone, this choice is befitting of a rustic setting or at the other end of the spectrum, it is ideal for a modern contemporary look.
Blue Limestone Sawn and Textured - This is a solid slate grey/pastel blue and is ideally suited to being used as a substitute for slate. The versatility exceeds itself by being an appropriate choice inside or outside the home. With the slightly riven and textured face, it provides a non-slip surface. It totally lends itself to a contemporary of traditional setting.



Phalodi Marble Matt Brushed



Ivory Sandstone Honed (Wet)



Ivory Sandstone Textured

Plank Collection

Using Castacrete’s Plank Collection, whether it be the marble or the sandstone, will give a super modern look to any paving design. It doesn’t matter if you are using the planks for a striking edging, stepping stones or a full patio, the planks have been designed to give you the contemporary space that you have always dreamed of. These stones can be installed internally or externally.

Colour	Pack/Size Info	m ² Covered	KG Per Pack	Pieces Per Pack
Phalodi Marble Matt Brushed	1000mm x 200mm	12m ²	600	60
	750mm x 200mm	9m ²	450	60
	500mm x 200mm	12m ²	600	120
Ivory Sandstone Honed Ivory Sandstone Textured	1200mm x 200mm	14.4m ²	720	60
	600mm x 200mm	14.4m ²	720	120



Phalodi Marble
Matt Brushed



Ivory Sandstone
Honed



Ivory Sandstone
Textured

Specification

Edges: Sawn Thickness: 20mm
Bespoke Sizes and accessories available on request.
Coverage shown is obtained when laid with minimal joints

Phalodi Marble Matt Brushed - An undertone of light grey with natural & informal darker grey veining throughout.
Ivory Sandstone Honed - An undertone of light grey/beige with a natural & informal honey shade veining throughout.
Ivory Sandstone Textured - As with the honed version, An undertone of light grey/beige with a natural and informal honey shade veining throughout, with a textured surface, allowing it an orange peel effect surface.




Slate Black

Slate Rustic

Slate Collection

If you are looking for a modern finish in a stylish setting, our Slate Paving Collection is befitting. Our Slate collection offers slightly smooth, lightly riven surface with sawn edges. Each stone in itself is unique with its naturally occurring colour characteristics. We offer two slate colours, all calibrated to 20mm thickness.

Colour	Pack/Size Info	m ² Covered	KG Per Pack	Pieces Per Pack
Black	Patio Pack	15.39m ²	880	74
	600mm x 900mm	22.68m ²	1000	42
Rustic	Patio Pack	15.39m ²	880	74



Black

Rustic

Specification

Face: Natural split riven Edges: Sawn Thickness: 20mm Calibrated
Patio Pack; 15.39m² comprising 600mm x 600mm x 24 , 600mm x 300mm x 25
& 300mm x 300mm x 25
Bespoke sizes and accessories are available on request.
Coverage shown is obtained when laid with minimal joints.

Black - This is a natural dark charcoal slate colour with a natural slight riven surface. It lends itself to traditional or contemporary inside or out.
Rustic - With its muted rustic tones of grey, buff, pink and brown, this is a perfect choice for a traditional look. It will add character and prestige to an interior or exterior design.



Silver Grey

Graphite

Granite Collection

Castacrete’s granite collection consists of two complimentary colours. With sawn edges and a flamed, textured tight finish, these are very hard wearing products and a superb choice for both contemporary and traditional designs inside or out. The two colours can be combined together to make a striking contrast of light and dark and will give a virtually maintenance free project.

Colour	Pack/Size Info	m ² Covered	KG Per Pack	Pieces Per Pack
Silver Grey Graphite	Patio Pack	14.85m ²	950	48
	600mm x 900mm	22.68m ²	1000	42
	600mm x 600mm	15.12m ²	950	42
	600mm x 300mm	18.36m ²	1000	102
	450mm x 450mm	20.25m ²	1000	100



Silver Grey

Graphite

Specification

Face: Sawn & Flamed Edges: Sawn Thickness: 20mm Calibrate
14.85m² Patio pack comprises;- 900mm x 600mm x 13, 600mm x 600mm x 13,
600m x 295mm x 13, 295mm x 295mm x 9.
Bespoke sizes and accessories are available on request.
Coverage shown is obtained when laid with minimal joints.

Silver Grey - This has a very light grey undertone with a dark slate grey fleck running throughout.
Graphite - This has a darker grey undertone with black flecks running throughout.



Raj Sandstone



Grey



Black Limestone

Sawn Square Edge Sandstone & Limestone Collection

The collection of both Sandstone and Limestone Sawn Edge is highly popular with people who prefer the organic look, but require the modern feel. The sawn edges and natural face caters for this style. Whether a contemporary or rustic finish is required, this collection has the ability to produce either. The versatility and stamina of this product allows it to be utilised internally or externally.

Colour	Pack/Size Info	m ² Covered	KG Per Pack	Pieces Per Pack
Raj Grey	Patio Pack	14.85m ²	1000	45
	Patio Pack	14.85m ²	1000	45
Black Limestone	Patio Pack	14.85m ²	1000	45
	600mm x 900mm	22.68m ²	1000	42
	600mm x 1200mm	20.16m ²	1300	28



Raj Sandstone Grey Black Limestone

Specification

Face: Natural split riven Edges: Sawn Thickness: Sandstone 20mm Calibrated, Limestone 25mm Calibrated. Patio Pack; 14.85m² comprising: 900mm x 600mm x 13, 600mm x 600mm x 13, 600mm x 295mm x 13, 295mm x 295mm x 9. Bespoke Sizes and accessories available on request Coverage shown is obtained when laid with 10mm joints

Raj Sandstone - Also known as Raj Green it displays tones of warm muted grey, green, brown and plum. Raj has a slightly riven and textured face which results in a traditional organic finish to any project
Grey - Also known as Khandla grey, it is a solid muted grey shade. It lends itself to the more modern and contemporary look although cannot be dismissed for the more traditional rustic project. This has a slight textured riven surface, enhancing its character.
Black Limestone - Also known as Kota Black, this is a solid black shade with a riven texture to the surface. Whether you are re-creating a contemporary or monochromatic look, this will produce a stunning finish inside or out.



Raj Sandstone



Mint Sandstone



Camel Sandstone

Tumbled Sandstone & Limestone Collection

Our tumbled paving collection is perfect for people who are looking to create a traditional and naturally weathered outdoor space. These are available in six unique colours. The beauty of these stones is they give a long established warmth.

Colour	Pack/Size Info	m ² Covered	KG Per Pack	Pieces Per Pack
Raj Sandstone Mint Sandstone Camel Sandstone Grey Sandstone	Patio Pack	15.25m ²	850	48



Raj Sandstone



Mint Sandstone



Camel Sandstone

Specification

Face: Natural split riven Edges: Tumbled Thickness: Sandstone -22mm
25mm -Limestone Calibrated

15.25m² Patio Pack consists:- 900mm x 600mm x 13, 600mm x 600mm x 13,
600mm x 290mm x 13, 290mm x 290mm x 9.

Bespoke sizes and accessories available on request.

Coverage shown is obtained when laid with 10mm joints

- Raj Sandstone** - Also known as Raj Green it displays tones of warm muted grey, green, brown and plum. Raj has a slightly riven and textured face which results in a traditional organic finish to any project.
- Mint Limestone** - Also referred to as Fossil Mint. With its light beige and pastel tone properties, it adds a look of clean and crisp distinction. The natural riven texture to the surface and veining of a multitude of colours along with the natural and random fossil particles running throughout adds finesse and antiquity to the already flawless character.
- Camel Sandstone** - Predominantly light beige/silver tones, what makes this colour so striking is the combination of the natural pink and terracotta stripes and curves running throughout. Each individual stone is unique. If the traditional rustic Mediterranean look is what you are after, this couldn't be more suited.



Yellow Limestone



Sagar Black Sandstone



Grey Sandstone

Tumbled Sandstone & Limestone Continued

Colour	Pack/Size Info	m ² Covered	KG Per Pack	Pieces Per Pack
Yellow Limestone Sagar Black Sandstone	Patio Pack	15.25m ²	950	48



Yellow Limestone

Sagar Black
Sandstone

Grey Sandstone

Specification

Face: Natural split riven Edges: Tumbled Thickness: Sandstone -22mm 25mm -Limestone Calibrated
15.25m² Patio Pack consists:- 900mm x 600mm x 13, 600mm x 600mm x 13, 600mm x 290mm x 13,
290mm x 290mm x 9.

Bespoke sizes and accessories available on request.
Coverage shown is obtained when laid with 10mm joints

Yellow Limestone - With its light green undertone and muted yellow natural pattern throughout, this is an ever increasing popular colour. Ideally suited to the contemporary or traditional look inside or out.

Sagar Black Sandstone - Predominantly a charcoal tone with a natural addition of ochre yellow throughout, this shade is befitting of Yorkstone. Traditional, Rustic or contemporary styles can be achieved.

Grey Sandstone -Also known as Khandla grey, it is a solid muted grey shade. It lends itself to the more modern and contemporary look although cannot be dismissed for the more traditional rustic project. This has a slight textured riven surface, enhancing its character.



Raj

Walnut

Thin Sandstone Paving Collection

A budget collection of three sandstones which have been specially selected for their thickness of 18mm calibrated. This collection makes them a suitable choice where you may have depth restrictions or you wish to complete your patio on a budget.

Colour	Pack/Size Info	m ² Covered	KG Per Pack	Pieces Per Pack
Raj Grey Autumn Brown	Patio Pack	20.43m ²	1000	63
Walnut	Patio Pack	15.25m ²	850	48



Raj Grey Autumn Brown Walnut

Specification

Face: Natural split riven Edges: Handcut Thickness: 18mm Calibrated
Patio Pack; 20.43m² comprising: 900mm x 600mm x 18, 600mm x 600mm x 17,
600mm x 290mm x 17, 290mm x 290mm x 11.
Patio Pack; 15.25m² comprising: 900mm x 600mm x 13, 600mm x 600mm x 13,
600mm x 290mm x 13, 290mm x 290mm x 9
Coverage shown is obtained when laid with 10mm joints

Raj - Also known as Raj Green it displays tones of warm muted grey, green, brown and plum. Raj has a slightly riven and textured face which results in a traditional organic finish to any project.
Grey - Also known as Khandla grey, it is a solid muted grey shade. It lends itself to the more modern and contemporary look although cannot be dismissed for the more traditional rustic project. This has a slight textured riven surface, enhancing its character.
Autumn Brown - With the natural brown, red, orange and buff tones, this colour will create a warm and inviting space. Suitable for either contemporary or traditional look.
Walnut - With it's brown, grey and warm deep red hues, autumn is ideal for adding a charming rustic look.



Raj Sandstone

Calibrated Sandstone and Limestone Paving Collection

This Calibrated Sandstone and Limestone Collection offers a choice of fourteen attractive colours in natural hand cut finish, that have been selected to provide you with a wide array of choice. All the stone is packed at our supply facilities in India and comes from their own approved quarries. This not only assures a top quality product but also a stone that has been ethically sourced and produced.

Colour	Pack/Size Info	m ² Covered	KG Per Pack	Pieces Per Pack
Raj Sandstone	Patio Pack	15.25m ²	820	48
Grey Sandstone	900mm x 600mm	21.10m ²	1150	38
Camel Sandstone	600mm x 600mm	14.14m ²	750	38
Mint Sandstone	600mm x 290mm	18.67m ²	1010	102
Modak Sandstone	290mm x 290mm	18.36m ²	950	204



Raj Sandstone



Grey Sandstone



Camel Sandstone



Mint Sandstone



Modak Sandstone

Specification

Face: Natural split riven Edges: Handcut Thickness: Sandstone 22mm Calibrated, Limestone 25mm
Calibrated Patio Pack; 15.25m² comprising: 900mm x 600mm x 13, 600mm x 600mm x 13,
600mm x 290mm x 13, 290mm x 290mm x 9
Bespoke Sizes and accessories available on request.
Coverage shown is obtained when laid with 10mm joints

Raj Sandstone - Also known as Raj Green it displays tones of warm muted grey, green, brown and plum. Raj has a slightly riven and textured face which results in a traditional organic finish to any project.
Grey Sandstone - Also known as Khandla grey, it is a solid muted grey shade. It lends itself to the more modern and contemporary look although cannot be dismissed for the more traditional rustic project. This has a slight textured riven surface, enhancing its character.
Camel Sandstone - Predominantly light beige/silver tones, what makes this colour so striking is the combination of the natural pink and terracotta stripes and curves running throughout. Each individual stone is unique. If the traditional rustic Mediterranean look is what you are after, this couldn't be more suited.
Mint Sandstone - Also referred to as Fossil Mint. With its light beige and pastel tone properties, it adds a look of clean and crisp distinction. The natural riven texture to the surface and veining of a multitude of colours along with the natural and random fossil particles running throughout adds finesse and antiquity to the already flawless character.
Modak Sandstone - Predominantly light brown and beige in colour, the natural properties of this shade with its darker brown and pink flashes and veining lends itself to the more rustic and period development.



Grey Sandstone



Camel Sandstone




Mint Sandstone



Calibrated Sandstone and Limestone Paving Collection

Colour	Pack/Size Info	m ² Covered	KG Per Pack	Pieces Per Pack
Autumn Brown Sandstone Two - Tone Sandstone Lalitpur Yellow Sandstone Panther Sandstone Sagar Black Sandstone Raveena Sandstone	Patio Pack	15.25m ²	820	48



Autumn Brown Sandstone Two-Tone Sandstone Lalitpur Yellow Sandstone



Panther Sandstone Sagar Black Sandstone Raveena Sandstone

Specification

Face: Natural split riven Edges: Handcut Thickness: Sandstone 22mm Calibrated, Limestone 25mm Calibrated Patio Pack; 15.25m² comprising: 900mm x 600mm x 13, 600mm x 600mm x 13, 600mm x 290mm x 13, 290mm x 290mm x 9.
Bespoke Sizes and accessories available on request.
Coverage shown is obtained when laid with 10mm joints

Autumn Brown Sandstone - An assortment of warm autumnal brown shades running through the entirety of these stones, creates a traditional rustic feel and will undoubtedly enhance any period property, inside or out
Two-Tone Sandstone- The subtle buff and grey tones to this product creates a unique yet contemporary look.
Lalitpur Yellow Sandstone - With the natural mellow golden tones of this shade, it is a distinctive rich addition to any dwelling inside or out.
Panther Sandstone - With warm muted shades of beige, grey and terracotta and a slight riven textured surface, this colour creates an opulent and luxurious look to your project inside or out. It lends itself to either a contemporary or traditional setting.
Sagar Black Sandstone - Predominantly a charcoal tone with a natural addition of ochre yellow throughout, this shade is befitting of York-stone. Traditional, Rustic or contemporary styles can be achieved.
Raveena Sandstone - Natural pink and purple toned pattern with a predominately grey overtone.



Black Limestone



Yellow Limestone



Blue Limestone

Calibrated Sandstone and Limestone Paving Collection

Colour	Pack/Size Info	m ² Covered	KG Per Pack	Pieces Per Pack
Black Limestone	Patio Pack	15.25m ²	950	48
	900mm x 600mm	21.10m ²	1355	38
	600mm x 600mm	14.14m ²	900	38
	600mm x 290mm	18.67m ²	1170	102
	290mm x 290mm	18.36m ²	1130	204
Blue Limestone Yellow Limestone	Patio Pack	15.25m ²	950	48



Black Limestone Blue Limestone Yellow Limestone

Specification

Face: Natural split riven Edges: Handcut Thickness: Sandstone 22mm Calibrated, Limestone 25mm Calibrated Patio Pack; 15.25m² comprising: 900mm x 600mm x 13, 600mm x 600mm x 13, 600mm x 290mm x 13, 290mm x 290mm x 9 .
Bespoke Sizes and accessories available on request.
Coverage shown is obtained when laid with 10mm joints

Black Sandstone - Also known as Kota Black, this is a solid black shade with a riven texture to the surface. Whether you are re-creating a contemporary or monochromatic look, this will produce a stunning finish inside or out.
Blue Limestone- This is a solid slate grey/pastel blue and is ideally suited to being used as a substitute for slate. The versatility exceeds itself by being an appropriate choice inside or outside the home. With the slightly riven and textured face, it provides a non-slip surface. It totally lends itself to a contemporary or traditional setting.
Yellow Limestone - With its light green undertone and muted yellow natural pattern throughout, this is an ever increasing popular colour. Ideally suited to the contemporary or traditional look inside or out.



Grey Sandstone

Calibrated Sandstone and Limestone Circle Collection

Our natural stone circle collection has been specifically selected to complement our natural stone paving collection flawlessly. An appealing addition that adds character and finesse to any project. The circles come complete with a squaring off kit and are available in seven tasteful colours, of which co-ordinate with our existing Natural Stone products.

Colour	Pack/Size Info	Diameter	KG Per Pack
Camel Sandstone Mint Sandstone Raj Sandstone Grey Sandstone Modak Sandstone Black Limestone Lalitpur Yellow Sandstone	1 Per Pack	2.85m	465
		4.00m	880



Camel Sandstone



Mint Sandstone



Raj Sandstone



Grey Sandstone



Modak Sandstone



Black Limestone



Lalitpur Yellow Sandstone

Specification

Face: Natural split riven Edges: Handcut
Thickness: 22mm Calibrated
Coverage shown is obtained when laid with 10mm joints



Camel Sandstone

Circles Continued

Grey sandstone 2.85m circle shown below with squaring off kit.





Raj Sandstone

Tumbled & Calibrated Setts

Our range of driveway setts are hand cut and tumbled to give an antique appearance and are a perfect match to our Tumbled Sandstone Collection. The three size mixed packs give you many design options and are ideal for your driveway, paths or as edgings.

Colour	Pack/Size Info	m ² Covered	KG Per Pack	Pieces Per Pack
Raj Stanstone Camel Sandstone Mint Sandstone	Mixed Pack	13.46m ²	1000	432
	200mm x 100mm	12.92m ²	1000	600
Yellow Limestone	Mixed Pack	13.46m ²	1000	432



Raj Sandstone Camel Sandstone Mint Sandstone Yellow Limestone

Specification

Face: Natural split riven Edges: Tumbled Thickness: 40mm Calibrated
13.46m² per pack comprising:
240mm x 160mm x 144, 160mm x 160mm x 144,
160mm x 120mm x 144.
Bespoke Sizes and accessories available on request.
Coverage shown is obtained when laid with 10mm joints

Raj Sandstone - Also known as Raj Green it displays tones of warm muted grey, green, brown and plum. Raj has a slightly riven and textured face which results in a traditional organic finish to any project.
Camel Sandstone - Predominantly light beige/silver tones, what makes this colour so striking is the combination of the natural pink and terracotta stripes and curves running throughout. Each individual stone is unique. If the traditional rustic Mediterranean look is what you are after, this couldn't be more suited.
Mint Sandstone - Also referred to as Fossil Mint. With its light beige and pastel tone properties, it adds a look of clean and crisp distinction. The natural riven texture to the surface and veining of a multitude of colours along with the natural and random fossil particles running throughout adds finesse and antiquity to the already flawless character.
Yellow Limestone - With its light green undertone and muted yellow natural pattern throughout, this is an ever increasing popular colour. Ideally suited to the contemporary or traditional look inside or out.



Black Limestone



Camel Sandstone

Sandstone and Limestone Setts

Our natural handcut setts can all be used to create borders, paths, features and driveways, or just border a lawn to give definition and contrast. Available in two sizes and six colours, these setts will complement our extensive range of paving stones.

Colour	Pack/Size Info	KG Per Pack	Pieces Per Pack
Raj Limestone	200mm x 100mm	1000	600
Mint Sandstone	100mm x 100mm	1000	850
Camel Sandstone			
Black Limestone			
Silver Grey Granite	100mm x 100mm	1000	850
Graphite Granite			



Raj Sandstone



Mint Sandstone



Camel Sandstone



Black Limestone



Silver Grey Granite



Graphite Granite

Specification

Face: Natural split riven Edges: Handcut Thickness: 40mm-60mm
Coverage shown is obtained when laid with 10mm joints



Blue Limestone

Sawn Edge, Textured and Tumbled Limestone Blocks

These clean edged Limestone blocks with a slight tumbled and textured face, will give a stunning finish to any driveway. Available in two different colours and in a range of sizes to help create that truly individual design. The blocks will match our Contemporary Stone Paving Collection perfectly.

Colour	Pack/Size Info	m ² Covered	KG Per Pack	Pieces Per Pack
Blue Limestone Yellow Limestone	Mixed Pack	11.98m ²	1000	432
	240mm x 160mm	11.52m ²	1000	300
	200mm x 100mm	12.00m ²	1000	600



Blue Limestone



Yellow Limestone

Specification

Face: Natural split riven Edges: Sawn, Textured and Tumbled Thickness: 40mm Calibrated Mixed pack; 11.98m² per pack comprising: 240mm x 160mm x 144, 160mm x 160mm x 144,160mm x 120mm x 144.

Blue Limestone - This is a solid slate grey/pastel blue and is ideally suited to being used as a substitute for slate. The versatility exceeds itself by being an appropriate choice inside or outside the home. With the slightly riven and textured face, it provides a non-slip surface. It totally lends itself to a contemporary or traditional setting.

Yellow Limestone - With its light green undertone and muted yellow natural pattern throughout, this is an ever increasing popular colour. Ideally suited to the contemporary or traditional look inside or out.



Graphite

Granite Sawn and Flamed Block Paving Setts

Castacrete’s Granite Block Paving Setts Collection consists of two striking colours. With sawn edges and a flamed, textured light finish, these are very hard wearing products and a superb choice for both contemporary and traditional block paving designs. The two products can be combined together to make a striking contrast of light and dark and will give a virtually maintenance free project. The blocks are calibrated to 50mm thickness and are available in a 3 mixed size pack.

Colour	Pack/Size Info	m ² Covered	KG Per Pack	Pieces Per Pack
Silver Grey Graphite	Mixed Pack	8.46m ²	1000	264



Silver Grey



Graphite

Specification

Face: Flamed Edges: Sawn Thickness: 50mm Calibrated
8.46m² Patio pack comprises; 250mm x 150mm x 128, 200mm x 150mm x 80 and 150mm x 150mm x 56
Bespoke sizes and accessories are available on request.
Coverage shown is obtained when laid with minimal joints.

Silver Grey - This has a very light grey undertone with a dark slate grey fleck running throughout.
Graphite - This has a darker grey undertone with black flecks running throughout.



Raj Sandstone



Mint

Sandstone Walling Collection

The splendour and authenticity of our Sandstone Walling is undoubtedly in keeping with our Natural Stone Products. It has been designed to enhance any outside space. Whether you want to use it in conjunction with our additional natural stone products or independently, the outstanding quality of this product will undoubtedly culminate a wall of distinction. With a choice of three colours, you can match the colour like for like or go for a total contrast. Ideal for a traditional or contemporary project.

Colour	Pack/Size Info	m ² Covered	KG Per Pack	Pieces Per Pack
Raj	325mm x 100mm	5.28m ²	800	210
Mint	275mm x 100mm	5.13m ²	800	240
Grey	215mm x 100mm	5.15m ²	800	305



Raj



Mint



Grey

Specification

Face: Natural split riven Edges: Handcut Thickness: 55mm - 75mm
Coverage shown is obtained when laid with 10mm joints

- Raj** - Also known as Raj Green it displays tones of warm muted grey, green, brown and plum. Raj has a slightly riven and textured face which results in a traditional organic finish to any project.
- Mint** - Also referred to as Fossil Mint. With its light beige and pastel tone properties, it adds a look of clean and crisp distinction. The natural riven texture to the surface and veining of a multitude of colours along with the natural and random fossil particles running throughout adds finesse and antiquity to the already flawless character.
- Grey** - Also known as Khandla grey, it is a solid muted grey shade. It lends itself to the more modern and contemporary look although cannot be dismissed for the more traditional rustic project. This has a slight textured riven surface, enhancing its character.



Grey Sandstone

Sandstone Tumbled Coping

To continue and complete the outstanding quality and vision of a natural stone built wall, our Sandstone Tumbled Coping has been specifically sourced to complement our natural stone walling collection. It is available in three colours and two sizes allowing it's suitable for both single and double skin walls.

Colour	Pack/Size Info	KG Per Pack	Pieces Per Pack
Raj	150mm x 600mm x 40mm	600	66
Mint	300mm x 600mm x 40mm	600	33
Grey			



Raj



Mint



Grey

Specification

Face: Natural split riven Edges: Tumbled Thickness: 40mm Calibrated
Suitable for; Walls and garden edgings

Raj - Also known as Raj Green it displays tones of warm muted grey, green, brown and plum. Raj has a slightly riven and textured face which results in a traditional organic finish to any project.

Mint - Also referred to as Fossil Mint. With its light beige and pastel tone properties, it adds a look of clean and crisp distinction. The natural riven texture to the surface and veining of a multitude of colours along with the natural and random fossil particles running throughout adds finesse and antiquity to the already flawless character.

Grey - Also known as Khandla grey, it is a solid muted grey shade. It lends itself to the more modern and contemporary look although cannot be dismissed for the more traditional rustic project. This has a slight textured riven surface, enhancing its character.



Natural Stone Bull Nosed Steps & Edging

Our stone steps will transform the entrance to your property or edging to your swimming pool. These highly popular features come sawn three sides, with a bull nosed front and available in three different finishes.

Steps

Colour	Pack/Size Info	KG Per Pack	Pieces Per Pack
Raj Natural Split Face Mint Natural Split Face Grey Natural Split Face Mint Sawn & Honed Silver Grey Flamed Granite Graphite Flamed Granite	1200mm x 350mm x 50mm	500	12

Edgings

Colour	Pack/Size Info	KG Per Pack	Pieces Per Pack
Silver Grey Flamed Granite Graphite Flamed Granite	600mm x 150mm x 40mm	500	50



Raj



Mint



Grey



Mint Sawn & Honed



Silver Grey Granite



Graphite Granite



Silver Grey Granite
Edging



Graphite Granite
Edging

Specification

Thickness: 50mm



Donegal Stone Collection

Our Donegal Stone Collection comprises
Quartzite and Irish Blue Limestone



Gold

Donegal Quartzite

Our Quartzite Paving is extremely hard-wearing and is therefore ideal for all indoor and outdoor projects, including kitchens, hallways, bathrooms and of course your dream patio and outdoor space.

The blend of colour tones of the Quartzite will give a warm feeling to any traditional or contemporary home, with the shades varying from warm golden browns to cool blue grey tones.

Donegal Quartzite has many qualities, not only its rugged beauty, and riven finish, but also because of its durability and excellent resistance to acid rain, frost and air pollution as well as its suitability to heavy trafficked areas. The paving also has a slightly gritty surface which provides excellent grip in both wet and dry conditions.

Colour	Pack/Size Info	m ² Covered	KG Per Pack
Gold Sawn Edge Paving	Free Length x 350mm	12m ²	1100
	Free Length x 300mm	12m ²	1100
	Free Length x 250mm	12m ²	1100

Colour	Pack/Size Info	m ² Covered	KG Per Pack
Gold Hand-cut Edge Paving	200mm x 200mm	10m ²	1100
	200mm x 400mm	10m ²	1100
	400mm x 400mm	10m ²	1100

Colour	Pack/Size Info	m ² Covered	KG Per Pack
Walling	Random	4.5 Per Cage	1100



200mm x 100mm and 100mm x 100mm Setts are available on request.



Blue Limestone

Irish Blue Limestone

Is a striking blue colour with a distinctive white fossil running through the stone. It is available in a number of surface finishes, flamed, bush - hammered, chiselled or honed.

Colour	Pack/Size Info	m ² Covered	KG Per Pack
Irish Blue Limestone	600mm x 300mm x 20mm	22.5m ²	1000
	600mm x 600mm x 20mm*	22.5m ²	1000
	600mm x 900mm x 20mm*	22.5m ²	1000

*Available on request



Jointex Easy

Over a period of time, joints between paving can deteriorate and disappear, but with Jointex Easy concerns of weed growth and deterioration of the joints is eliminated. With the combination of aggregate and polymer resin, it provides a maintenance free, frost resistant and waterproof seal, guaranteed for five years, in prevention of weeds and jointing, where proper use and care on your pavement has been practiced. Jointex Easy can be applied to all paving but is particularly suitable for natural stone projects. The application can be carried out in joints in as little as 3mm and up to 30mm depth. It is available in a standard consistency in three colours, or extra fine consistency in six colours.



Jointex Easy

JOINTEX EASY JOINT mortar is a highly water permeable mortar which drains just about any amount of rainwater into the ground. EASY JOINT is perfect for installation of footpaths and terraces. The porous structure of EASY JOINT meets all your requirements, from water permeability to environmental consciousness. EASY JOINT is frost and salt resistant, weed impermeable, wear-resistant. Fast, affordable, and durable.

- Highly water permeable
- Ground temperature from 00C up
- Also for the DIY enthusiast
- 1 component synthetic resin on a polymer base
 - Pedestrian load
 - Joint width starting at 3 mm
 - Joint depth starting at 30 mm
- Ready-to-use mixed and vacuum packed
 - Waterproof
- Do not cover during the curing phase
- Residual material processable for approx. 4 weeks, provided kept under water
 - Shelf life: minimum of 12 months
- Process immediately after opening. Do not mix.



Neutral

Stone Grey

Basalt



15 kg bucket



no more weeds



no cement scum



safely accessible



loads to max 1,5t

Jointex Easy Extra Fine

JOINTEX EASY EXTRA FINE is a ready-to-use, water-permeable joint mortar for concrete and natural stone, clinkers, tiles and ceramic tiles with narrow joints. Simple and no cavities. To be brushed in. Very easy cleaning of the surface because of the water tolerance of the composition and use of a fine water jet during application. Highly suitable for joints from 2 mm.

- Water permeable/open pores
- Hardens by the effects of oxygen
 - Ready-to-use
 - Frost-resistant
- Accessible (straight laid) with light car (max. 1.5 T)
 - Reduces and inhibits weed growth
 - Does not contaminate surface water
 - Highly suitable for joints from 2 mm



Neutral

Stone Grey

Basalt



Black

Blue Grey

Grey



15 kg bucket



no more weeds



no cement scum



safely accessible



loads to max 1,5t



Decorative Aggregate Collection

Decorative aggregates can be utilised in a multitude of ways to create additional colour, dimension and character to any outdoor space. Available in an array of colours and sizes, decorative aggregates are an affordable natural product derived from limestone, stone, flint and granite. With sizes available from 6mm up to 50mm the versatility is limitless.

Aggregate Collection

Colour	Midi Bag	Bulk Bag
All decorative aggregates are available in the following	63 Bags per pallet	1 Bag per pallet

Scottish Pebbles 40mm



Red Granite 14mm



Plum Slate 40mm



Golden Gravel 20mm



Flamingo 14mm



Cotswold Buff 20mm



Moonstone 20mm



Lakeland Grey 14mm



Black Ice 20mm



20mm Pebbles

10mm Pebbles



Golden Gravel 10mm





Weathered Limestone Rock

Our Weathered Limestone originates from the west coast of Ireland. It has a distinctive look with its deep channels and shallow pans, where it gathers soil. Often in these shallows, plants and grasses grow, a beautiful feature to any garden.

Monoliths

Black Slate & Sandstone Monoliths are extremely durable with variations in colours and shades.

Monoliths come in many different sizes ranging from 2 foot to 6 foot.

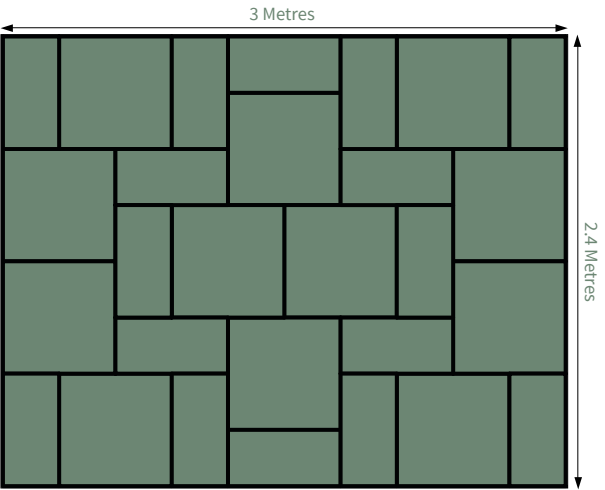
Monoliths are available drilled to use as a water feature or not drilled to use as a feature stone in your garden. The Monoliths are sold individually or by cage.



Product and size information available on request


Rutland Pre-Packed Patterns

Oakham Pattern



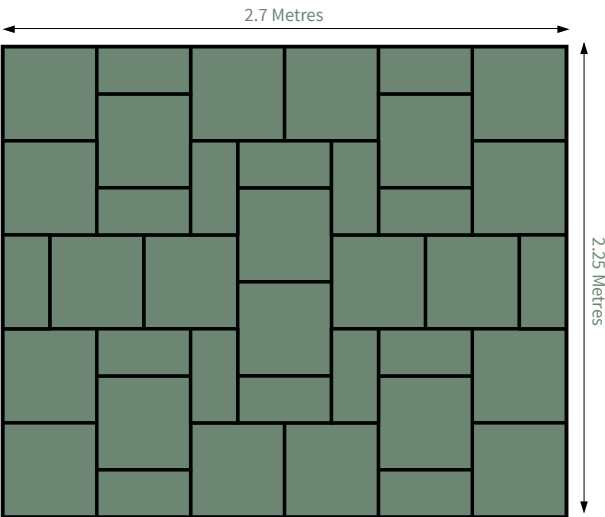
Coverage: 7.2m²
Pack contains: 600mm x 600mm x 12 off and 600mm x 300mm x 16 off

Oakham Extended Pattern




4 Packs joined together: Coverage: 28.8m²
Pack contains: 600mm x 600mm x 48 off and 600mm x 300mm x 64 off. Four Oakham packs have been added together, showing how the straight lines between each pack can be broken up by turning certain slabs, shown in the darker shade.

Ashwell Pattern



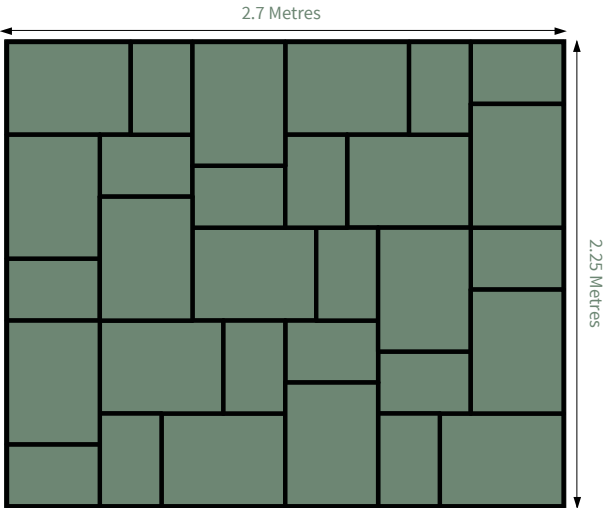
Coverage: 6.08m²
Pack contains 600mm x 450mm x 15 off and 450mm x 300mm x 15 off

Ashwell Extended Pattern




4 Packs joined together: Coverage: 24.3m²
Pack contains: 450mm x 450mm x 88 off and 450mm x 225mm x 64 off. Four Ashwell packs have been added together, showing how the straight lines between each pack can be broken up by turning certain slabs, shown in the darker shade

Ryhall Pattern



Coverage: 6.08m²
Pack contains 600mm x 450mm x 15 off and 450mm x 300mm x 15 off

Ryhall Extended Pattern

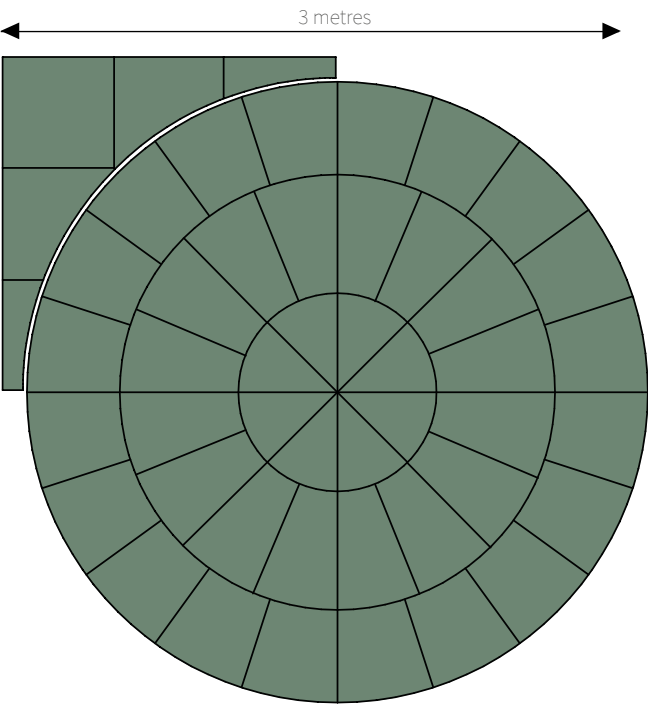


4 Packs joined together: Coverage: 24.3m²
Pack contains: 600mm x 450mm x 60 off and 450mm x 300mm x 60 off. Four Ryhall packs have been added together, showing how the straight lines between each pack can be broken up by turning certain slabs, shown in the darker shade.

Rutland Pre-Packed Patterns

Rutland and Courtyard

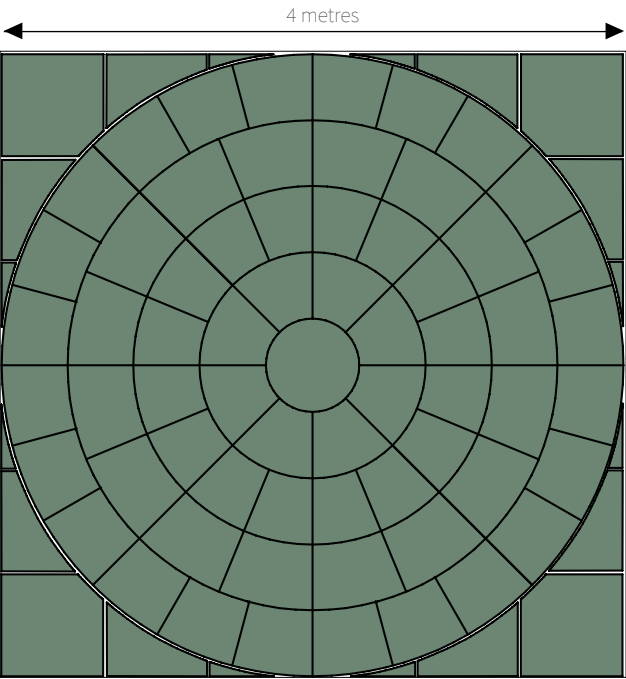
3 Ring Circle Pack with
Squaring off kit



2.56m Diameter Circle Pack
4 off the squaring off kits will finish the area to 9m²

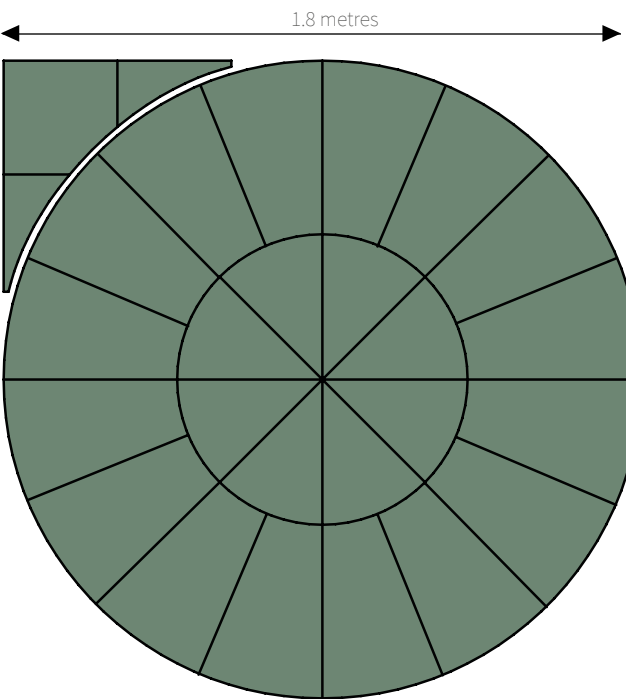
Sandstone and Limestone

Circles Laying Patterns



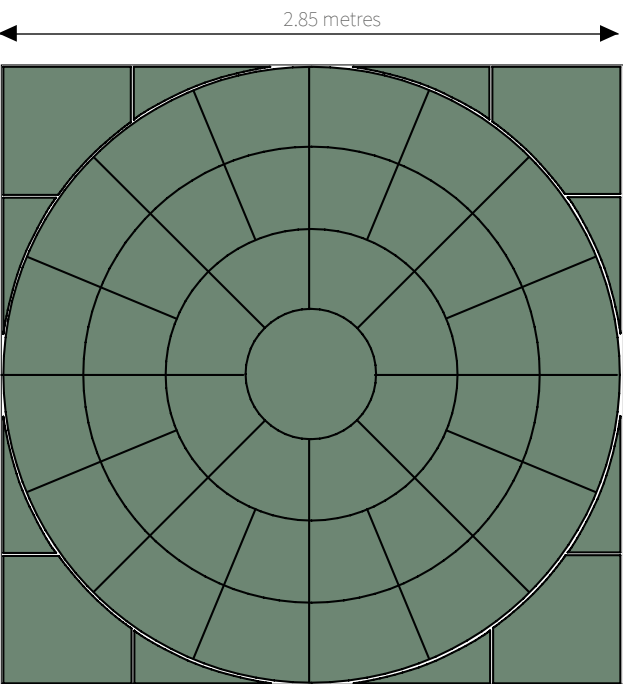
Rutland and Courtyard

2 Ring Circle Pack with
Squaring off kit




2.56m Diameter Circle Pack 4 off the squaring off kits will finish the area to 3.24m²

**2.85 Meter Diameter Circle
pack with Squaring off Kit**




Pattern Laying Patterns

7.29m² Random Pattern




2.7m x 2.7m comprising:- 600mm x 450mm x 11 off, 450mm x 450mm x 12 off, 450mm x 300mm x 14 off. Can be created using Rutland, Courtyard and Traditional Paving

9m² Hambleton Pattern




3m x 3m comprising:- 600mm x 600mm x 13 off, 600mm x 300mm x 18 off, 300mm x 300mm x 12 off. Can be created using Rutland or Courtyard Paving

4.86m² London Bond Pattern




2.7m x 1.8m comprising:- 600mm x 450mm x 9 off, 450mm x 450mm x 12 off. Can be created using Rutland, Courtyard or Traditional Paving.

10.89m² Old Dutch Pattern



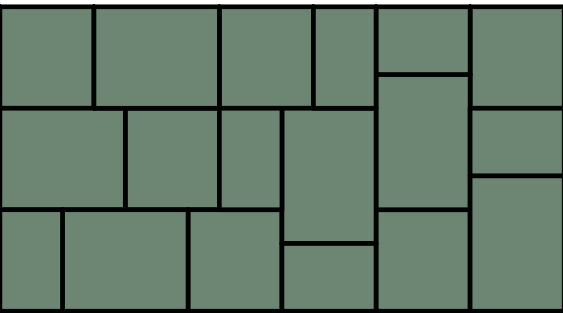
3.3m x 3.3m comprising:- 600mm x 600mm x 20 off, 600mm x 300mm x 9 off, 300mm x 300mm x 22 off. Can be created using Rutland or Courtyard Paving

29.16m² Large area Random Pattern



5.4m x 5.4m comprising:- 600mm x 600mm, 600mm x 300mm and 300mm x 300mm x 12 off. Can be created using Rutland or Courtyard Paving.


3.65m² Random Pattern



2.7m x 1.35m comprising:- 600mm x 450mm x 6 off, 450mm x 450mm x 6 off and 450mm x 300mm x 6 off. Can be created using Rutland, Courtyard or Traditional Paving.


Natural Stone Laying Patterns

11.52m² Sawn Sandstone Pattern




11.52m² pack comprises:- 600mm x 600mm x 16 off, 600mm x 300mm x 26 off and 300mm x 300mm x 12 off.

14.85m²/15.25m² Natural Stone Patio Packs




15.25m² pack comprises:- 900mm x 600mm x 13 off, 600mm x 600mm x 13 off, 600mm x 290mm x 13 off and 290mm x 290mm x 9 off. Available in Tumbled Collection, Calibrated Sandstone Collection and Calibrated Limestone Collection. 14.85m² pack comprises:- 900mm x 600mm x 13 off, 600mm x 600mm x 13 off, 600mm x 295mm x 13 off and 295mm x 295mm x 9 off. Available in Sawn Edge Collection and Granite Collection.

15.39m² Slate Pack




15.39m² Slate Pack comprises:- 600mm x 600mm x 24 off, 600mm x 300mm x 25 off and 300mm x 300mm x 25 off.

20.43m² Thin Sandstone Pack



20.43m² pack consists :- 900mm x 600mm x 18, 600mm x 600mm x 17 and 600mm x 290mm x 25 and 290mm x 290mm x 11

11.25m² Contemporary Stone Pack



11.25m² pack comprises:- 775mm x 450mm x 10 off, 675mm x 450mm x 10 off and 575mm x 450mm x 10 off.



Sagar Black Calibrated - Image supplied by Westcrete

Castacrete would like to extend a hand of gratitude for the generous contribution of images supplied by:

Greenbird Gardening Limited
Portishead, Bristol

Wythall Landscape Centre
Wythall, Birmingham

Westcrete Landscaping & Building Materials,
Axminster, Devon

And for the photography carried out by
Nigel Standerline Image & Branding
Chichester

NB. All Drawings are not to scale.

Guidance and Tips

Product Guide Manufactured and Natural Stone Paving

Choosing to have a new patio or paved area installed is a long term investment and needs careful planning. All Castacrete paving products need correct installation, protection and maintenance to help retain their natural character and beauty and the long-term integrity of the area.

The following is a guide only, which is applicable to both manufactured and natural stone paving. We would recommend you seek advice from a professional contractor.

Choosing your paving

Be sure that the product you have chosen is suitable for the project you are planning before ordering and more importantly before laying of the paving has commenced.

Ordering your paving

Check quantities required and then check again. Order all materials to complete your project at the same time. To avoid delays to your project once it is underway, do not start work until you are sure all materials you require are with your supplier. NB: All sizing is nominal sizes (imperial sizes where quoted are approx.).

Laying the paving

TIPS AND SUGGESTIONS FOR LAYING BOTH MANUFACTURED CONCRETE AND NATURAL STONE PAVING PRODUCTS. This is not a comprehensive step by step guide, we recommend you always seek professional advice.

The paving you have chosen should be seen as the 'top dressing' to your patio, but the key to achieving the visual result that enhances your garden is to get the preparation, installation and finishing correct. This will ensure that your new paved area will give you many years of use and pleasure. Choose products and methods suitable for your project, non-professionals should seek advice.

Preparation and Drainage

Always allow sufficient drainage when siting the patio and in preparation of the base. Poor drainage may lead to water retention which could affect the weathering and performance of the paved area.

- Drain away from the house, wherever possible. If the design of the area does not allow this, then drainage channels along the length of the property must be installed.
- Paving should be laid with a fall of 1:80.
- Surface level of the paving should be two courses below the Damp Proof Course of the property.

Laying

- All flags need to be laid on a full mortar bed, with no gaps or voids beneath.
- Do not "Dot & Dab" any stone or concrete product.
- Mortar to be mixed to the ratio of 5:1 sharp sand and Cement.Light coloured paving could suffer from discolouration, so we would recommend a silver sand and white cement.
- Full mortar bed to be a 35mm-55mm depth.
- Check levels constantly while you work.
- BEWARE Natural stone is laid with the narrowest surface facing the ground, making an inverted 'V' joint.
- When laying Natural Stone, the jointing gap will typically be 10mm measured at the upper face, depending on the laying pattern selected and the finish on the flags edge.
- On concrete paving, the gap between slabs should be sufficient enough to allow a key for the jointing mix. NB: Some manufactured paving has a sloping side, making a 'V' joint. The base of these slabs must not be touching.
- There are many different ways to joint your paving. Using a building sand and cement mix to the ratio of 3:1 is the traditional technique. There are a number of resin/polymeric based brush in products on the market that are just as effective. Castacrete recommends Azpects Easy Joint All Weather Jointing Compound.

Cutting

Avoid cutting concrete paving wherever possible. If absolutely necessary, it is advised that the slab is cut with an angle grinder and diamond cutting blade. Always try to cut in a straight line and avoid cutting angles.

Characteristics of Manufactured Paving

Our Concrete paving products are designed for decorative use and enjoyed in a domestic garden environment. They are subjected to all extremities of weather and general wear and tear. Concrete is a natural material and it will react with its environment. The reactions seen, particularly on a newly laid concrete patio area, will not be detrimental to the long term use if the paving has been used in an appropriate manner. The following are some points to be aware of:-

Dark Patches

Darker or lighter areas, often appearing in the centre of the paving slab, but can also be seen as uneven patches over the whole surface. The occurrence of this chemical reaction is determined by environmental conditions, such as the amount of the shade or sunlight the area receives, or dampness from surrounding areas, rainfall frequency etc., Their appearance is therefore spasmodic, unpredictable and unavoidable. They will weather out as the slab dries naturally and incidences will reduce as the paving matures in its environment. If a blemish free area is required, alternative materials may need to be considered.

Surface Marks

Scratches or scuff marks on the surface caused in storage and in transit. Surface blemishes caused in transit cannot be avoided and do not affect the long term performance of the concrete. These will fade and weather through normal use.

Stains

Clean accidental stains immediately with a proprietary cleaner specifically formulated for the job and following the manufacturer's instructions for use. Very rarely some Natural Stones and the natural aggregates used in concrete manufacture contain small particles of iron or lignite. When exposed, the iron oxidises and the lignite may cause a reddish brown stain. Clean with a product specially formulated for rust or lignite removal. Some weed killers and grass treatments contain chemicals that stain concrete and stone. If they come into contact with the paving, clean immediately (see below MAINTENANCE). A choice if specialist concrete cleaners is available through builders merchants and good DIY outlets.

De-Icing

Do not use any form of salt, especially rock salt to de-ice paving. This may cause immediate and irreparable damage and regular application of salts will undoubtedly cause long term breakdown of the concrete. NB: Castacrete wet cast concrete paving products are designed for domestic use only and whilst they are fit for purpose under normal weather conditions, they cannot be guaranteed for use in areas which regularly experience prolonged dampness or occasional temperatures of below -15°C.

Maintenance

To keep your patio in its best condition, regularly sweep and clean normal garden debris immediately to prevent staining. DO NOT use harsh acid base chemical cleaners or power washers to clean decorative paving. Sufficient cleaning can be achieved by the occasional wash with mild soapy water and thorough rinsing.

Characteristics Of Natural Stone Paving

Finish and Sizing

As part of the production process, natural stone will contain blemishes, veining, small chipping and small holes. All of which are natural characteristics of the stone. Most chips will not be visible once installed and pointed. Order an extra 10% for wastage, cuts and pieces that you may not wish to use.

All Natural Stone varies in colour, texture, markings and touch. These variations are what give natural stone it's uniqueness and add to it's appeal. Small samples will not always give an accurate reflection of how the patio will look once finished. Therefore, we recommend you visit one of our stockists who will be more than happy to advise you. These variations are accepted as unavoidable within the landscaping industry. Natural Stone will have a dimension tolerance of +/- 5mm.

Colour Variations

All natural stone contains a variation in colour, veining, shading, may contain blemishes and other natural characteristics. These are all perfectly normal and not a sign of any fault in the product. Natural shade variations need to be evenly distributed across the paved area. If multi packs are ordered, open and sort all crates so a good colour mix can be achieved. Grey Sandstone contains natural iron and this may oxidise and show as brown markings. This is inherent in the stone and should not be seen as a fault. Black Limestone may lighten as a result of natural light and weathering.

Please contact your stockist or speak with a professional contractor for advice. Castacrete cannot be held responsible or accept liability for natural characteristics within the stone.

Sealing and Aftercare

Not all Natural Stone needs to be sealed. Sealants will often change the look of the paved area and it is the owner's choice whether to do this. We suggest you take the advice of your installer. If the decision is taken to seal we advise that the area should be clean and perfectly dry before the commencement of sealing. Use an impregnator that will penetrate deep into the stone. This will inhibit water and oil passing through the surface and help prevent staining. Always follow the manufacturer's installation advice on any product applied to our products.Regularly clean with a light jet wash each season and use a market leading brand of chemical stone cleaner to keep your stone looking brand new. DO NOT use acid based cleaners.

5 TOP TIPS

1. Prepare and plan
2. Always use a full mortar bed when laying the flags. Point all choices of paving.
3. When using multiple packs, open all packs and randomly select flags from each pack to blend colour variances.
4. DO NOT use acid based cleaners on any of our products. These will severely damage your paving. Use a mild detergent instead.
5. Visit your local stockist to view the paving. Brochure prints will not always give accurate colour variations.

Points to be aware of before using our paving products

- Please check suitability of the product before purchasing and laying.
- Order all materials to complete your project at the same time.
- If using more than one pack, please ensure that you lay the product at random from all packs to minimize any unavoidable shade variations.
- No claims can be entertained once the product has been laid.
- Castacrete recommend that block paving is laid by either a professional contractor or those experienced in DIY.

Health and Safety

- Store packs on level/even ground
- Open packs at ground level
- Stand to one side when removing strapping and wrapping
- Support leaning slabs as necessary.

Disclaimers

Castacrete Limited Concrete Products are made from high quality aggregates, cement and inorganic pigments and are specifically designed for domestic use. We are continually improving the quality and service we provide, therefore, information may be subject to change without prior notice. Although we take every care that the information given in our brochures or on our website is accurate and up to date, no liability of any kind (including liability for negligence) will be attached to the company or their representatives. Colours and finish of products shown in this brochure are as accurate as the printing process will allow, but we strongly advise that you view the actual product before purchase. All sizing is nominal (imperial sizes where quoted are approximate). No responsibility is accepted for use of the product other than that intended by the manufacturer. Please note that the products shown in this brochure does not guarantee availability. Although not affecting your statutory rights, please note that the company cannot accept liability in respect of any costs incurred as a result of uplifting and relaying defective product, if, upon inspection it is proven that the defect ought to have been evident prior to laying. Products, sizes and quantities are correct at the time of printing.

Efflorescence

The Castacrete Group of Companies cannot accept any liability for the temporary effects of the natural phenomenon of efflorescence. This can occur in both concrete products with a high cement content and some types of Natural Stone. This white powdery like substance is extremely common on both un-laid and laid concrete products. It ranges from a mild bloom which gives the appearance of colour loss to large white blotches on the surface. It's appearance can be very spasmodic and unpredictable, but is not detrimental to the performance of the concrete. It can also show itself as streaks or a mottled or spotted effect. Although most commonly associated with concrete paving products, efflorescence can also affect natural stone when it is laid on a full mortar bed. Limestone products can be particularly susceptible. This is a temporary phenomenon caused by the chemical reaction between water and cement, which will weather out naturally and does not damage the paving. There are many efflorescence removers available for purchase on the market, but we recommend it is left to weather out naturally to avoid any damage to the surface of the paving. Efflorescence is not a fault of the manufactured or natural stone.

Porcelain Laying Information

There are two commonly suggested and recommended methods of laying external porcelain tiles.

1. On a Full Wet Bed

With this method, the porcelain tiles are placed onto a levelled bed of either 4:1 or 6:1 sand and cement mortar bed, prepared to a wet consistency. This mortar should be placed over a prepared sub-base of compress MOT Type 1 material, usually at 75mm-100mm thickness. Use a bond bridge primer on the underside of every flag stone before laying. This will ensure a superior bond to the wet bed. The bond bridge can be made using liquid SBR and OPC cement.

2.On a Thin Bed

This method is similar to laying internal floor tiles inside a property. The porcelain tiles are fixed to a 75mm-100mm concrete slab base, using an external grade tile adhesive. Again, use a bond bridge primer underneath the tiles to ensure a superior bond. For jointing, there is an option of using a narrow joint, two-part epoxy resin that is available to purchase on the market. This will give you a quick and clean finish.We would recommend you seek advice from a professional contractor regarding installation and finishing of porcelain tiles. NB: Castacrete Limited does not offer a garden design or advisory service for laying paving.



Castacrete Limited

Registered Address:
Stone House, East Farleigh,
Maidstone, KENT ME15 0PW

T 01634 729900

E castaorders@castacrete.co.uk

W www.castacrete.co.uk

Registered in England & Wales no.875221